

Ages
5-10

Reproducible!

The SUPER- SIZED

Book of Holidays, Special
Days, & Celebrations

Bible Activities for
the whole year

ROSEKIDZ®

Table of Contents

Introduction.....	7
How to Use This Book.....	8

Holidays

Epiphany

A Gift for the Magi.....	9
The Magi Followed the Star	10
The Visit of the Magi	11

Valentine's Day

Greater Love.....	12
Do You Love Me?.....	13
"Hearty" Accordion Person	14
Weekly Valentine Devotions	16
Heart Puzzle	17
Lovable Mice.....	18
Pass the Hearts Game	19
Valentine's Day Symbols	20
Saint Valentine	21
God's Gift of Love.....	22
God's Love for Us	23
God's Word Teaches about Love	24
Heart of Stone.....	25
The Eyes of Our Hearts.....	26
Jesus Is King of Our Hearts	27
God First Loved Us.....	28
We Are Living Valentines.....	29
Share the Love of Christ.....	30
Basket of Hearts.....	32

Purim

Celebrate Like Royalty.....	34
-----------------------------	----

St. Patrick's Day

Shamrock Garden	37
-----------------------	----

Palm Sunday

Hosanna to the King	38
Riding on a Donkey	39
Praise Jesus	40
Jesus' Triumphant Entry.....	41
Dot-to-Dot Donkey.....	42

Good Friday

The Way of the Cross.....	43
Cross Sun Catchers.....	44
New Life.....	46
Sign on the Cross	47
Jesus Died So We Can Live.....	48
A God of Promises	49
Jesus Is Not Ashamed of Us.....	50
Jesus on the Cross	51

Easter

Easter Story Object Lesson.....	52
Easter Newspaper	54
Easter Lilies Crossword	55
Easter A-Cross-Tic.....	56
Resurrection A-Cross-Tic	57
Our Easter Traditions	58
The Sunrise and the Risen Son	59
Symbols of Easter.....	60
Jesus Is Risen.....	61
Colors of Easter.....	62
He Makes All Things New.....	63
Victory Over Death.....	64
Jesus Is Lord of All	66
Angelic Announcement	68
Happy Easter	70
Celebrate Easter.....	72

Passover

Protected by God.....	74
Stained Glass Window	75

Pentecost

Stained Glass Church.....	76
Pentecost Celebration.....	78
The Fruit of the Holy Spirit.....	79
Search for God's Word.....	80

National Day of Prayer

Five-Finger Prayer.....	81
Prayer Code.....	82

Shavuot (Feast of Weeks)

God's Promise to the Israelites.....	83
Harvest Festival.....	84

Rosh Hashanah (Jewish New Year)

Shout It Out Shofar.....	85
--------------------------	----

Sukkot (Feast of Tabernacles)

Feast of Tabernacles.....	86
---------------------------	----

Yom Kippur (Day of Atonement)

Prayer of Atonement.....	87
--------------------------	----

Reformation Day

Reformation Day Celebration.....	88
Luther's Rose.....	89

Thanksgiving

Turkey Tom.....	90
A Grand Old Gobbler.....	91
Hanging Horn of Plenty.....	93
Thanksgiving Hand Card.....	96
Thanksgiving Celebration.....	97
Thanksgiving Crossword.....	98
Thanksgiving Code.....	99
Abundant Blessings.....	100
Color Me Turkey: Younger Elementary.....	101
Color Me Turkey: Older Elementary.....	102
The Pilgrims.....	103
A Thanksgiving Feast.....	104

We Celebrate Thanksgiving.....	105
Harvest Time Abundance.....	106
Happy Thanksgiving.....	107
Thanksgiving Care.....	109
The First Thanksgiving.....	111

Hanukkah (Festival of Lights)

Festival of Lights.....	113
Dreidel Game.....	114

Advent

Advent Giving Tree.....	116
Family Advent Wreath.....	118

Christmas

Angels Appear.....	119
The Candy Cane Story.....	120
Sweet Candy Canes Bouquet.....	121
Circle of Love.....	123
Candle Wreath.....	124
Pop Up Nativity.....	126
Christmas Gift Pockets.....	128
Christmas Winter Fun.....	129
Christmas Tree Puzzle.....	130
Special Visitor Code.....	131
Christmas Poem.....	132
Wise Men Maze.....	133
Shepherds Search for Jesus.....	134
Why Jesus Came Maze.....	135
Christmas Plan-Ahead Program.....	136
Christmas Celebration.....	137
Prophecies of the Messiah.....	138
The Symbol of the Candy Cane.....	139
Christmas Traditions.....	140
Christmas Symbols.....	141
The Angel Visits Mary.....	142
The Angel Visits Joseph.....	143
Journey to Bethlehem.....	144
At the Inn.....	145

Born in Bethlehem	146
Jesus' Birth Announcement	147
An Angel Visits the Shepherds	148
Baby Jesus in the Manger	149
Celebrate Christmas Every Day	150
Jesus' Birthday	151
The Real Reason	152
The Angel's Announcement	154
Christmas Around the World	156

Special Days

New Year's Day

Pottery Puzzle	158
Spiritual Inventory	159
The Promised Land	160
Happy New Year	161

Martin Luther King Day

My Dreams Mobile	162
Martin Luther King's Dream	163

President's Day

Honest Abe Story	164
Truthful George Story	165
Stately Silhouettes	166
President's Day Celebration	169

Earth Day

Paper Cone Lilies	170
Seeds Bring Forth Life	172
Earth Day Word Search	173
Caretakers of the Earth	174
New Life in Christ	175

Teacher Appreciation Day

Teacher Day Celebration	176
Thank You, Teacher	177
Teacher Feature	178

Mother's Day

Coupon Book of Promises	179
I Love My Mom Card	180
Mother's Day Poem	181
Bible Mothers Quiz	182
Mothers Are God's Masterpiece	183
Sarah Was a Woman of Faith	184
Mother of Faith	185
Grocery Store Helper	186
Jochebed, Miriam, and Moses	187
Flowers for Mother	188
Happy Mother's Day	189
Mother's Arms	191

Victoria Day

A Royal Birthday	193
------------------------	-----

Memorial Day

Medal of Peace	194
----------------------	-----

Father's Day

Prodigal Son Story	195
I Love My Dad Card	196
Dad's Key Rack	197
Bible Fathers Quiz	198
Heavenly Father Crossword	199
We Are Children of God	200
Adopted into God's Family	201
Jesus and His Father Joseph	202
Adam Tells His Son about God	203
Teaching about God	204
Abraham's Big Family	205
We Are Abraham's Family	206
Happy Father's Day	207
Father's Wisdom	209

Juneteenth

Juneteenth Prayer Chain	211
Code of Chains	212

Independence Day

Fashionable Flags	213
Firework Rockets	215
Celebration Crossword	216
What Makes a Nation Great?	217
My Fourth of July Day	218
Happy Birthday, America	219
The Truth Will Set You Free	220
Park Picnic	221

Labor Day

A Mind at Work	222
Willing Worker Maze	223
Honor the Sabbath Day	224

Grandparents Day

Grandparents Day Celebration	225
Our Best Memories	227
Happy Grandparents Day	228
We Love with Our Actions	229

Columbus Day

Texture Ship	230
--------------------	-----

Pastor Appreciation Day

Hands Down the Best Pastor	232
Pastor Crossword	233

Halloween Alternatives

Harvest Party

Corny Craft	234
Crayon Leaf Placemats	236
Sweet Treats	238
Happy Pumpkin Word Search	239

Noah's Ark Party

Noah's Ark Celebration	240
------------------------------	-----

Light of the World Party

Light-of-the-World Celebration	243
Missionary Mission	244

For additional Halloween Alternatives,
see Reformation Day activities.

Children's Day

Children's Talent Show	245
Let the Children Come	246

Boxing Day

The Greatest Gift Ever Given	247
------------------------------------	-----

Kwanzaa

Seven Principles Search	248
-------------------------------	-----

Celebrations

Birthdays

Birthday Thoughts	249
Birthday Bear	250

Graduation Day

Graduation Caps	252
-----------------------	-----

Vacation

Vacation Books	253
----------------------	-----

Sabbath

See "Honor the Sabbath Day"
under Labor Day, page 224

Festival of Lights

You light a lamp for me. The LORD, my God, lights up my darkness. Psalm 18:28

What It's All About

In ancient times, a tyrant named Antiochus wanted the Jews to give up their holy books and to worship idols instead of God. The Jewish Maccabees fought Antiochus and won. *Hanukkah* is an eight-day Jewish Festival that celebrates the cleansing of the Temple after its desecration by Antiochus. It is also called the Festival of Lights or the Feast of Dedication.

The Jews rejoiced and returned to their Temple to re-kindle the eternal light in the Temple lamp. This special lamp (or candlestick) was called the *menorah*. It was made of pure gold and had seven branches to hold seven flames. When the Maccabees returned to the Temple, they could only find a very small jar of holy oil for the lamp.

This small amount of oil was only enough to burn for one night. They put the oil in the lamp and a strange thing happened. It burned for eight days! Today, Jewish people celebrate by lighting one candle on the menorah each night, singing special songs, eating foods fried in oil, giving gifts, and playing with dreidels (spinning tops).

Find the eight Stars of David (six-pointed star) and color them blue. Then, color the picture.



Hanukkah • 5

© 2021 Rose Publishing, LLC. Permission to photocopy granted to original purchaser only. *The Super-Sized Book of Holidays, Special Days, & Celebrations*.

Dreidel Game

Your word is a lamp to guide my feet and a light for my path. **Psalm 119:105**

What It's All About

Hanukkah celebrates the Jewish victory against the tyrant Antiochus. After their win, they went to light the holy Temple lamp called the *menorah*. They only had enough oil for one night, but the lamp stayed lit for eight days!

Today, Jewish families celebrate this festival by lighting the candles on their *menorah* and by having parties with gifts, singing, celebrating, and lots of potato pancakes for everyone to eat. It's very possible that even Jesus celebrated Hanukkah (see John 10:22).

Children are given little spinning tops called dreidels as part of the celebration. Each side of the dreidel has a Hebrew letter of NGHS, which represent the saying "*Nes gadol haya sham*," or "A great miracle happened there." In Israel, a letter is replaced so the phrase says "A great miracle happened here."

What You Need for Younger Children

- Dreidel Board (p. 115) • Dreidel • Paper • Crayons or markers

Preparation

Photocopy Dreidel Board, making one copy for every five players.

What Younger Children Do

1. Divide into groups of five players.
2. Determine how many rounds or how long you are going to play.
3. On your turn, spin the dreidel in the center of the Dreidel Board.
4. When it stops spinning, write down the number to which the top of dreidel points.
5. After a certain number of turns, or length of time, add up the numbers.
6. Whoever has the greatest number of points recites, or chooses someone to recite, the memory verse.



What You Need for Older Children

- Dreidel • Game pieces (chocolate coins, chocolate chips, raisins, pennies, etc.)

What Older Children Do

1. Divide into groups of any number and sit in a circle.
2. Each player begins with ten game pieces. The goal is to get the most game pieces by spinning the dreidel.
3. At the beginning of each round, players put one game piece in the center. Every time the center is empty, each player contributes a game piece.
4. On your turn, spin the dreidel once.
 - If *Nun* is facing up, take nothing.
 - If *Gimel* is facing up, take everything in the center.
 - If *Hey* is facing up, take half. If there is an uneven number in the middle, take half plus one game piece.
 - If *Shin* is facing up, add a game piece to the center. (In Israel, this letter would be *Peh*).
5. If a player runs out of game pieces, they are either out of the game or they may ask another player for a loan.
6. The first person to collect all the game pieces, or when time is up, may recite, or ask someone else to recite, the memory verse.

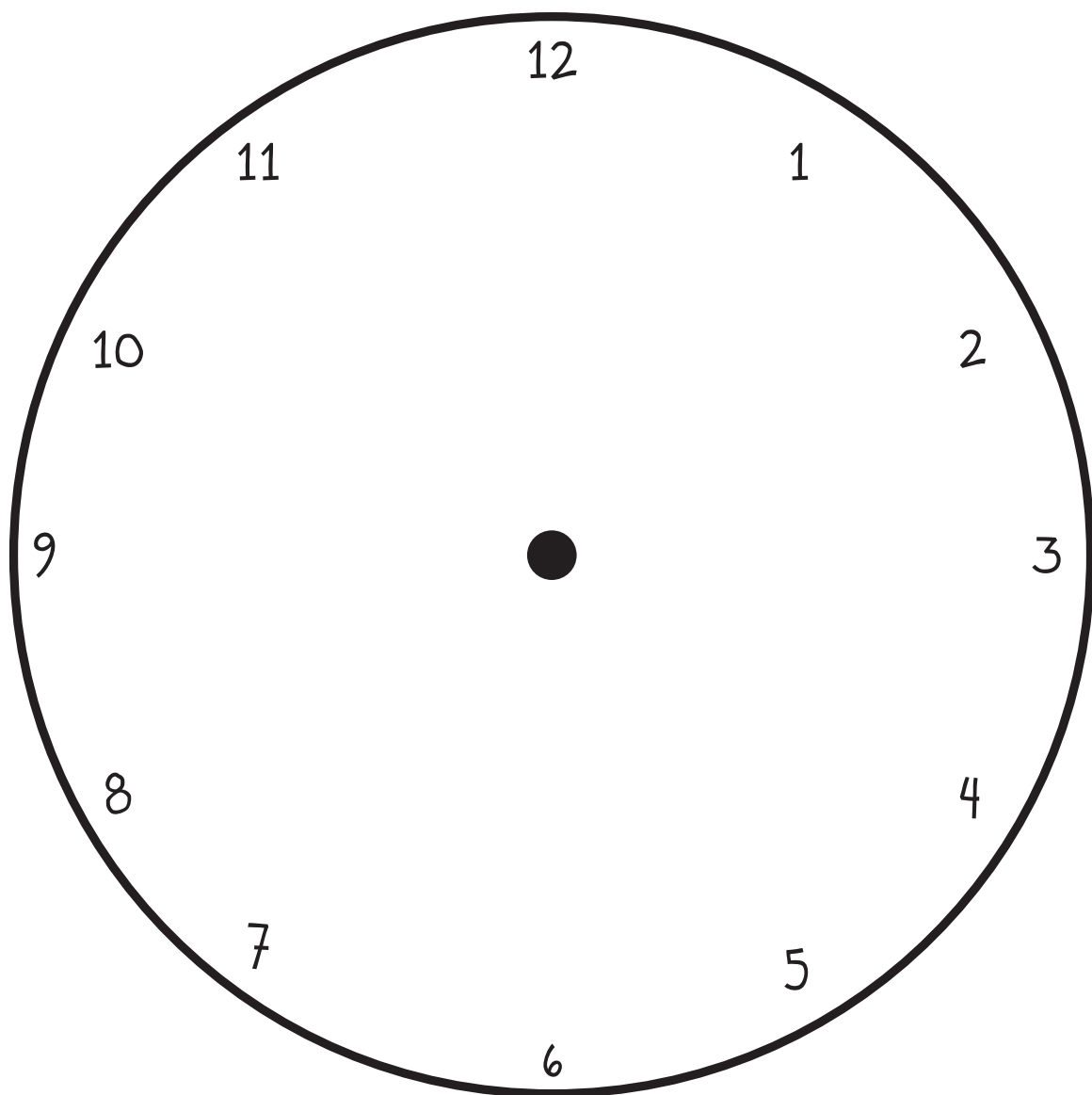
Bonus: Make Your Own Dreidel

Search online to find tutorials for making your own dreidels.

6 • Hanukkah

© 2021 Rose Publishing, LLC. Permission to photocopy granted to original purchaser only. *The Super-Sized Book of Holidays, Special Days, & Celebrations*.

Dreidel Board



Hanukkah • 7

© 2021 Rose Publishing, LLC. Permission to photocopy granted to original purchaser only. *The Super-Sized Book of Holidays, Special Days, & Celebrations*.

Pop Up Nativity

The Lord himself will give you the sign. Look! The virgin will conceive a child! She will give birth to a son and will call him Immanuel (which means "God is with us"). **Isaiah 7:14**

What You Need

• Nativity Patterns (p. 127) • Crayons or markers • Scissors • Glue • Craft stick, one for each child • Modeling clay

Preparation

Photocopy Nativity Patterns onto card stock, making one for each child.

What It's All About

For hundreds of years, God's people waited for their Messiah. Prophets (special messengers from God) told about things that would happen when the Messiah came. One of those signs was that a virgin would have a baby.

Mary was a virgin when the angel Gabriel told her that God chose her to be the mother of the Messiah. This was a big deal! God chose her because she was faithful to him. Even when she and her husband, Joseph, had to travel to Bethlehem, she had faith that God would take care of them.

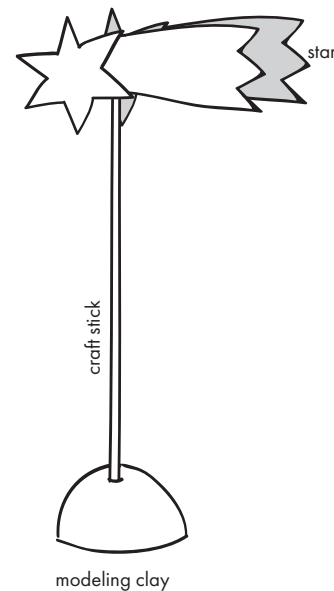
Bethlehem was overcrowded with travelers. Joseph could not find a room for them anywhere. But then, an inn keeper offered them the room where he kept his animals. When Jesus was born, Mary did not have a crib for him, so she put him on the hay of a feeding trough. This is called a manger.

Shepherds came to see baby Jesus and were amazed at what they saw. Some time later, wise men from the East followed a star to see Jesus. They offered him gifts and worshiped him.

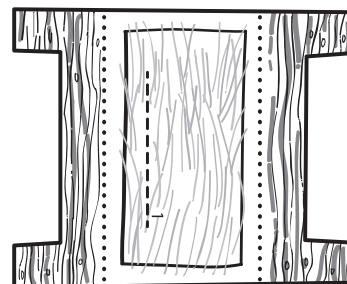


Today, we can make our own nativity scene as a reminder of Jesus' birth.

What To Do

1. Color the Nativity Patterns.
2. Cut out the Nativity Patterns.
3. Apply glue to one side of Mary and Joseph's tunics. Then connect the opposite side, so that both figures stand up on their own.
4. Cut a small slit over Mary's arms where indicated.
5. Slip Jesus's tab through the slit in Mary's arms.
6. Glue the stars to the top of a craft stick.
7. Make a small ball of modeling clay.
8. Once the glue has dried, place the craft stick into the modeling clay as illustrated.
9. Fold the manger along the indicated lines so that it stands up on its own. You can decide to keep Jesus in Mary's arms or put him in the manger.
10. Set up your nativity scene.



Nativity Patterns



----- cut
 fold

Give thanks to the LORD, for he is good! His faithful love endures forever. **1 Chronicles 16:34**

- Crayons or markers

Photocopy this page, making one for each child.

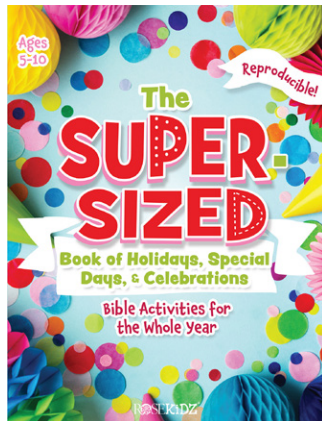
Jesus loves you very much, and he came to Earth for one very special reason. Complete the maze to find that reason.

Find a path through the maze from Heaven to Earth and write the letters in the blanks.



_____.


1 John 4:14



The Super-Sized Book of Holidays, Special Days, and Celebrations

The lessons in *The Super-Sized Book of Holidays, Special Days, and Celebrations* remind kids that God created us and provided for our salvation through his Son, Jesus Christ. Whenever we are mindful of God during the special days we celebrate, we are giving God the glory for the blessings he has bestowed upon us. It is our prayer that by observing Christ-centered celebrations, our children will become firmly rooted in Christian principles and desire to live lives that will be pleasing to God.


Book ISBN: 9781649380142\$24.99



The Super-Sized Book of Bible Puzzles

This *Super-Sized Book of Bible Puzzles* is a giant, humongous book packed with exciting projects for your Sunday School class! Each fully-reproducible puzzle includes a Bible lesson and memory verse. For ages 5-10. 256 pages. Features over 220 mind-bending puzzles, twisting mazes, and Bible activities!

Book.....9781584111429.....\$24.995



Top 50 Creative Bible Lessons for Preschoolers

This book has everything you need to teach children ages two to five for a whole year! It's filled with great Bible stories; step-by-step, easy-to-use instructions; fun activities; and TONS of reproducible pages. These lessons have everything you need to reach young children with the good news of God's amazing love..

Book 9781584111566\$19.99



The Super-Sized Book of Bible Crafts

Enjoy teaching your kids to have tons of fun learning about God's Word with this gigantic book jam-packed with hours of hands-on crafts and DIY projects! Includes clear step-by-step directions that explain how to build each craft using simple household items and materials.

Book 9781584111504.....\$24.99

**HENDRICKSON
Publishing Group**

www.hendricksonrose.com | info@hendricksonrose.com
or call (855) 277-9400



**Money Back
Guarantee!**

ECPA
EVANGELICAL
CHRISTIAN PUBLISHERS
ASSOCIATION