

**TOP  
50**

Reproducible!

Ages  
2-5

**Creative**

**Bible**

**Lessons**

**Fun Activities for Preschoolers**

**ROSEKIDZ<sup>®</sup>**

# God Makes Everything

## CHAPTER 1

### memory verse



*The LORD God made all.* Genesis 2:9

## Creation of Heaven and Earth (based on Genesis 1–2)

God made everything in the world.

At first, there was nothing.

On the first day, God said, "Let there be light," and there was light. God made the first day and night.

On the second day, God separated the water from the land to make sky, land, and seas.

On the third day, God made all the growing plants and trees.


On the fourth day, God made the sun and moon, and he made the stars and set them all in the sky.

On the fifth day, God made fish for the seas and birds for the sky.

On the sixth day, God made every living creature. Then, he created man and woman.

Each time God created something new, he said, "It is good." God loves the world he made. God loves the people he created, too.

God had a wonderful plan to make a world.



### discussion questions

1. Who made the world?
2. What did God say when he created each thing?

# Night-Time Sky



## What you need

- scissors or papercutter
- black construction paper
- glue




## What you do

1. For each child, photocopy this page. Cut out the stars and moon for each child. Older children may be able to cut for themselves. Lay a sheet of black construction paper on the table for each child.
2. Put a spot of glue on each paper. Then, have the child place the moon in the "sky."
3. Put five more spots of glue on the page and let the child place stars in the sky.

## What to Say

**God made the skies. During the day, the skies are bright and sunny. At night, the skies look black. But God put something beautiful in the night sky for us to see.**



# Creation Puppets





## What you need

- scissors or papercutter
- paper-towel tubes
- tape
- crayons or markers




## What you do

1. Photocopy this page, making enough copies for each child to choose one animal. Cut out animal figures. Older children may be able to cut for themselves.
2. Have the children color their chosen creation figure.
3. Help them tape the figure to the top part of a paper-towel tube.
4. Have the children hold up their puppets. Encourage them to name the creature they are holding.



## What to Say

**Who made the fish? Who made the bird? Who made the elephant?**



# A Garden Home



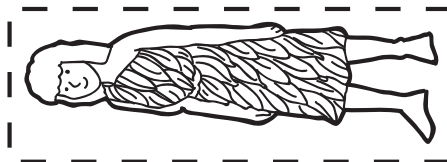
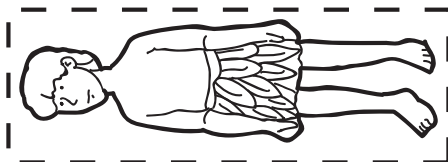

## What you need

- scissors or papercutter
- crayons or markers
- glue



## What you do

1. For each child, photocopy this page. Cut out the picture and Adam and Eve figures. Older children may be able to cut for themselves.
2. Say, **Adam and Eve were the first people God made. God also made them a beautiful garden where they could live.**
3. Children color the pictures. Then, they glue Adam and Eve to the picture of the garden.



# God Makes Everything

Creation of Heaven and Earth (based on Genesis 1–2)



## memory verse

The LORD God made all. Genesis 2:9



## discussion questions

1. Who made the world?
2. What did God say when he created each thing?

## The First Family

Adam and Eve and their sons were the first family. God gives us families because he loves us. Each family member has a special job. Look at this picture. Can you tell what each person's job was? Cain was a farmer. Abel took care of the sheep. Adam fished and Eve sewed.

Hidden in this picture are tools that each person needs. Can you find them? There is a spear, a shepherd's staff, a garden hoe, and some thread and a needle. Draw a line to the person who will use each tool.




# Noah Obeys

## memory verse



*Noah did everything exactly as God had commanded him. Genesis 6:22*



## The Big Boat (based on Genesis 6–9)


God told Noah to build a big boat. The boat was called an ark. Noah did just as God told him. He built the ark.

God then told Noah to take his family and two of every kind of animal into the ark to protect them from a great flood. God wanted to be sure the animals and Noah's family were safe.

Noah obeyed God. All during the flood, God took care of Noah, his family, and all the animals. God takes care of us, too.

When the flood was over, God told Noah to send a dove out of the ark. Noah obeyed. When the dove came back carrying an olive branch, Noah knew it was safe to come out of the ark.

Noah, his family, and all the animals came out of the ark. Obeying God made Noah happy. He built an altar to God. He thanked God and praised him.



God sent a beautiful rainbow. The rainbow was God's promise never to flood the earth again. God keeps his promises to us. Every time we see a rainbow, we can remember God's promise to take care of us.



### discussion questions

1. What was Noah's boat called?
2. How many of each animal did Noah put on the ark?
3. What did God put in the sky to help us remember his promise?

# Noah's Folly



## What you need

- scissors or papercutter
- crayons or markers

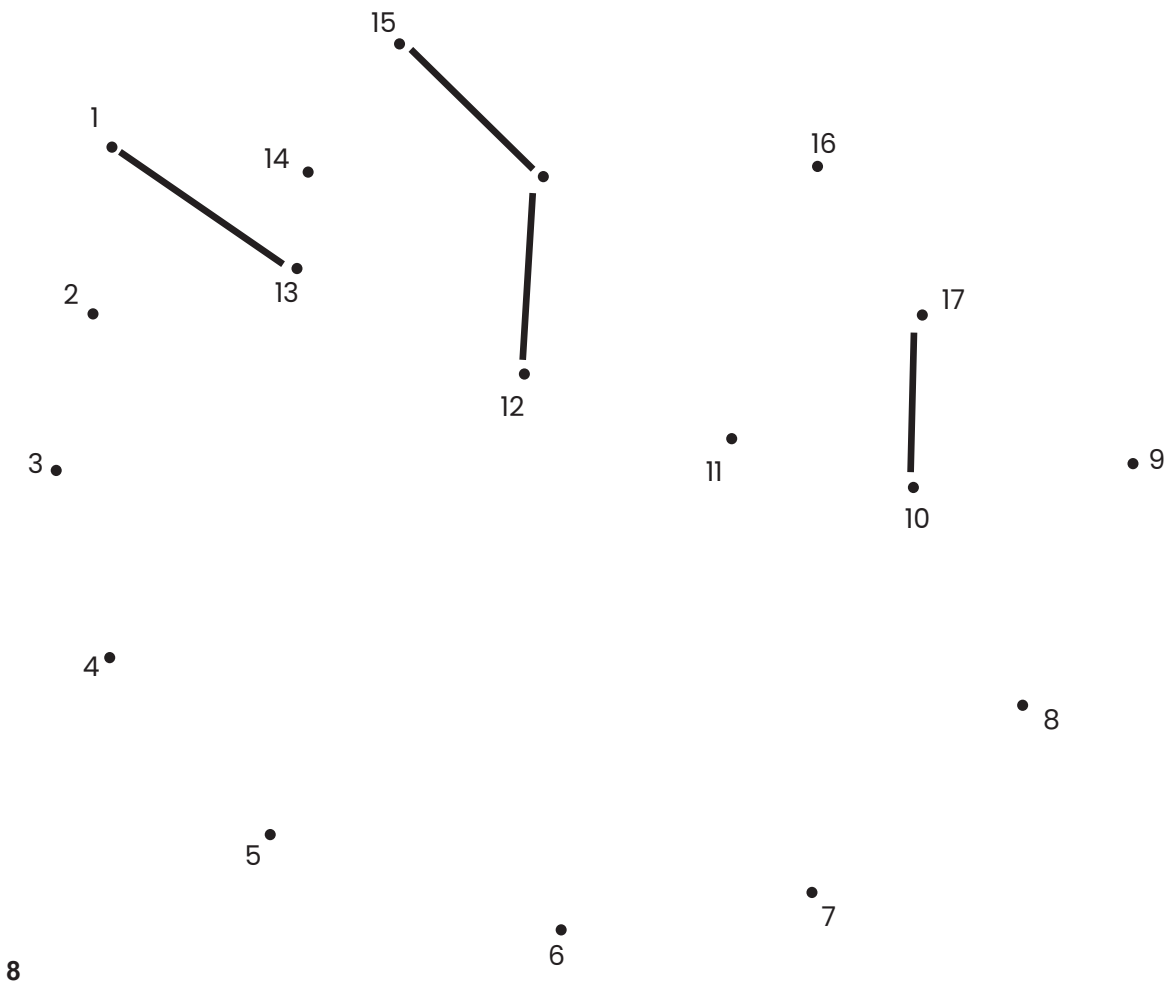


## What you do

1. For each child, photocopy this page and cut out the activity.  
Older children may be able to cut for themselves.
2. Children complete the dot-to-dot and then color in the picture.

## What to Say

**Noah was 600 years old when he went into the ark! People lived a long time when God first made the world. When Noah was building the ark, everyone laughed at him. His friends, neighbors, and maybe even some family members thought he was a little crazy. But when it started to rain and didn't stop, they didn't think he was so crazy!**





# Hard Work



## What you need

- scissors or papercutter
- crayons or markers



## What you do

1. For each child, photocopy this page and cut out the matching activity.
2. Say, **There was a lot of work to be done in the ark. The animals had to be fed and watered. Food had to be prepared for the meals. The animals' pens had to be kept cleaned and filled with fresh straw. Noah and his family worked hard on the ark. Some of these things might have been used by Noah's family on the ark. Some of these things we use today.**
3. Children color pictures and draw a line from the Bible-times item to the matching item we use today.



# Two of Each Kind



## What you need

- scissors or papercutter
- crayons or markers




## What you do

1. For each child, photocopy this page and cut out the comparison activity. Older children may be able to cut for themselves.
2. Color the pictures in each row that look the same as the first picture in that row.

## What to Say

**Noah obeyed God. How many of each animal did God tell Noah to take on the boat? Can you find the turtles that are like the first ones? What kind of bird did Noah send out of the boat? What did God put in the sky? We can obey God like Noah did!**



# Noah Obeys

## The Big Boat (based on Genesis 6–9)



### memory verse

Noah did everything exactly as God had commanded him. Genesis 6:22




### discussion questions


1. What was Noah's boat called?
2. How many of each animal did Noah put on the ark?
3. What did God put in the sky to help us remember his promise?

## The Dove Returns

Noah obeyed God and stayed in the ark until God said it was time to come out. We should obey God, too, and live as he says.

Help the dove find its way back to the ark. Follow the maze with your finger or a crayon.





## Top 50 Creative Bible Lessons Preschool

This book has everything you need to teach children ages two to five for a whole year! It's filled with great Bible stories; step-by-step, easy-to-use instructions; fun activities; and TONS of reproducible pages. These lessons have everything you need to reach young children with the good news of God's amazing love. Quick and easy-to-use resource for teachers. Includes a Bible story, 3-4 reproducible and volunteer-friendly activities, and a take-home resource for each lesson

Age-appropriate and easy-to-understand for preschool kids


Softcover ..... 978-1-58411-156-6 ..... \$24.99



## Top 50 Bible Object Lessons

Easy to follow, volunteer friendly Top 50 Bible Object Lessons create opportunities for children to remember the main theme using science and everyday objects. Teach kids key Bible stories plus 20 bonus holiday and favorite game lessons with quick and easy-to-use reproducible book for Sunday school teachers.

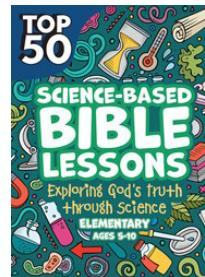
Softcover.....978-1-62862-504-2.....\$24.99



## Top 50 Bible Stories about Jesus for Elementary

These lessons have everything you need to reach elementary children with Bible stories about God's Son, Jesus. The book is split into three sections (Jesus' Birth and Childhood; Jesus' Life and Ministry; and Jesus' Last Days, Death, and Resurrection), with each chapter focusing on a specific Bible passage about Jesus.

Softcover ..... 978-1-62862-974-3 .....\$24.99



## Top 50 Science-Based Bible Lessons

Lead children to celebrate the beautiful and awesome world God created! Too often, people think that science and faith are at war with each other. But God is the Creator of science! It is he who wrote all the rules that govern our great Earth. This book combines Bible truths with scientific truths God wrote to make sure our world is the best possible place for us to live.

Softcover ..... 978-1-62862-960-6 .....\$24.99

**HENDRICKSON  
Publishing Group**

www.hendricksonrose.com | csresponse@tyndale.com  
or call 1-855-277-9400



**Money Back  
Guarantee!**

**ECPA**  
EVANGELICAL  
CHRISTIAN PUBLISHERS  
ASSOCIATION